
National Leadership Summit on Improving Results for Youth II

Washington, DC
June 2005

New York State Education Department, Office of Vocational and
Educational Services for Individuals with Disabilities, Preliminary Data, Class of 2000, NYSPSI-3:
May 2005

New York State Education Department, Office of Vocational and
Educational Services for Individuals with Disabilities, October 2003

Design, Methodology, and Data Collection

The New York State Longitudinal Post School Indicators Study High School Classes of 2000 and 2001

New York State Education Department, Office of Vocational and
Educational Services for Individuals with Disabilities, Preliminary Data, Class of 2000, NYSPSI-3:
October 2003

New York State Education Department, Office of Vocational and
Educational Services for Individuals with Disabilities, October 2003

Students with disabilities will complete school prepared to . . .

- ★ **Live independently**
- ★ **Enjoy self-determination**
- ★ **Make choices**
- ★ **Contribute to society**
- ★ **Pursue meaningful careers**
- ★ **Enjoy integration in American society**

The First Question:

- **What are youth doing once they leave high school?**
 - **Postsecondary Education**
 - **Employment**
 - **Community Participation**

The Second Question:

- How are the outcomes for students with disabilities similar to the outcomes for student from general education?

The Third Question:

- What elements support success?
 - During high school
 - In the first few years after high school

Logistics of the NYS Longitudinal Post-School Indicators (NYSLPSI) Study

- **Coordinated by the Potsdam Institute for Applied Research (PI AR) at SUNY Potsdam under a multi-year contract with NYSED**
- **Implemented through regional facilitators**
- **1-, 3-, and 5-year interviews are conducted by a central call center and by field interviewers**
- **Data analyzed and findings reported through collaboration**

Design & Methodology

New York State

- **Large cities to small rural communities**
- **~ 3.1 Million k-12 Students**
- **~ 750 public school districts**
- **~ 1/3 of all students are in New York City**
- **~ 25,000 Student with Disabilities leave school each year**

New York State: NYSLPSI

- **Includes General Education, Special Education, & Section 504**
- **Stratified cluster sampling of districts statewide**
- **Voluntary participation by districts and youth**
- **Youth are the primary respondents**
- **Local school staff are not used as interviewers**

Sampling

- **14 SED Administrative Regions**
 - **Other 57 Cities (population over 125,000, but not Big 5 City)**
 - **Not Other 57 City**

Sampling

- **Sample size needed to allow reporting of subgroups and participant attrition over time**
- **NYS PD-5 Report detailing Exits from Special Education used for Federal Reporting**
- **Calculated distribution of Exiters by district by region & cluster**

Sampling

- **Set targets for each region & cluster at 1 in 4 Special Ed Exiters**
- **Computer program randomly selected school districts within each cluster until targets were met and identified alternates**
- **Districts were then recruited in order of random selection**

District & Student Recruitment

- **Letter from SED, Support from PIAR and Regional Facilitators**
- **All students with IEP or 504 Plan plus 1 in 35 General Ed students**
- **Class of 2000 – 89 Districts ~ 4500 youth**
- **Class of 2001 – 141 Districts ~ 7500 youth**

Confidentiality & Enrollment

- **Under FERPA - SED has access to records**
- **Letter from District to families telling them about the Study – parents could withdraw child**
- **Some districts chose to secure signed consent**
- **District staff enrolled youth – Unique PSI ID**
- **District or PIAR staff completed Folder Search**
- **Contact information collected**

Data Collection

What data is collected?

- **Student characteristics**
- **Career development activities**
- **Employment planning and outcomes**
- **Postsecondary education planning and outcomes**
- **Community living preparation and participation**
- **Services use**

Senior Survey Data Collection

- **Scannable Booklets**
- **Administered by local district staff**
- **Sent to PIAR for processing and reporting**
- **2001 Senior Surveys:**
 - **2,234 special education**
 - **152 with 504 plans**
 - **956 seniors from general education**

1-, 3-, and 5-year interviews

- **Conducted by a central call center and by field interviewers**
 - **Recruited and trained locally**
 - **~30 interviewers: Full and part-time**
 - **Paid by hour or by interview**
 - **Field interviewers download interviews electronically**

1-, 3-, and 5-year interviews

- **English and Spanish versions**
- **Computer-based with paper backup
(now also web-based)**
- **Administered between May and August**
- **PSI-1 3826 interviews**
- **PSI-3 2711 interviews**

Challenges

- **Managing the process, people, and information**
- **Convincing Districts to volunteer**
- **Convincing youth/families to volunteer**
- **Getting accurate contact information**
- **Keeping contact information up-to-date**
- **Contacting youth and completing the interview**

Analysis and Reporting

What happens to the data?

- **All records indexed by PSI ID**
- **Data from each round process separately first**
- **Data is checked – electronic & clerical**
- **Secondary coding is completed**
- **Tabular report is generated for each region, district, subgroup**
- **Data is analyzed statistically**

Additional Transition Data Sources

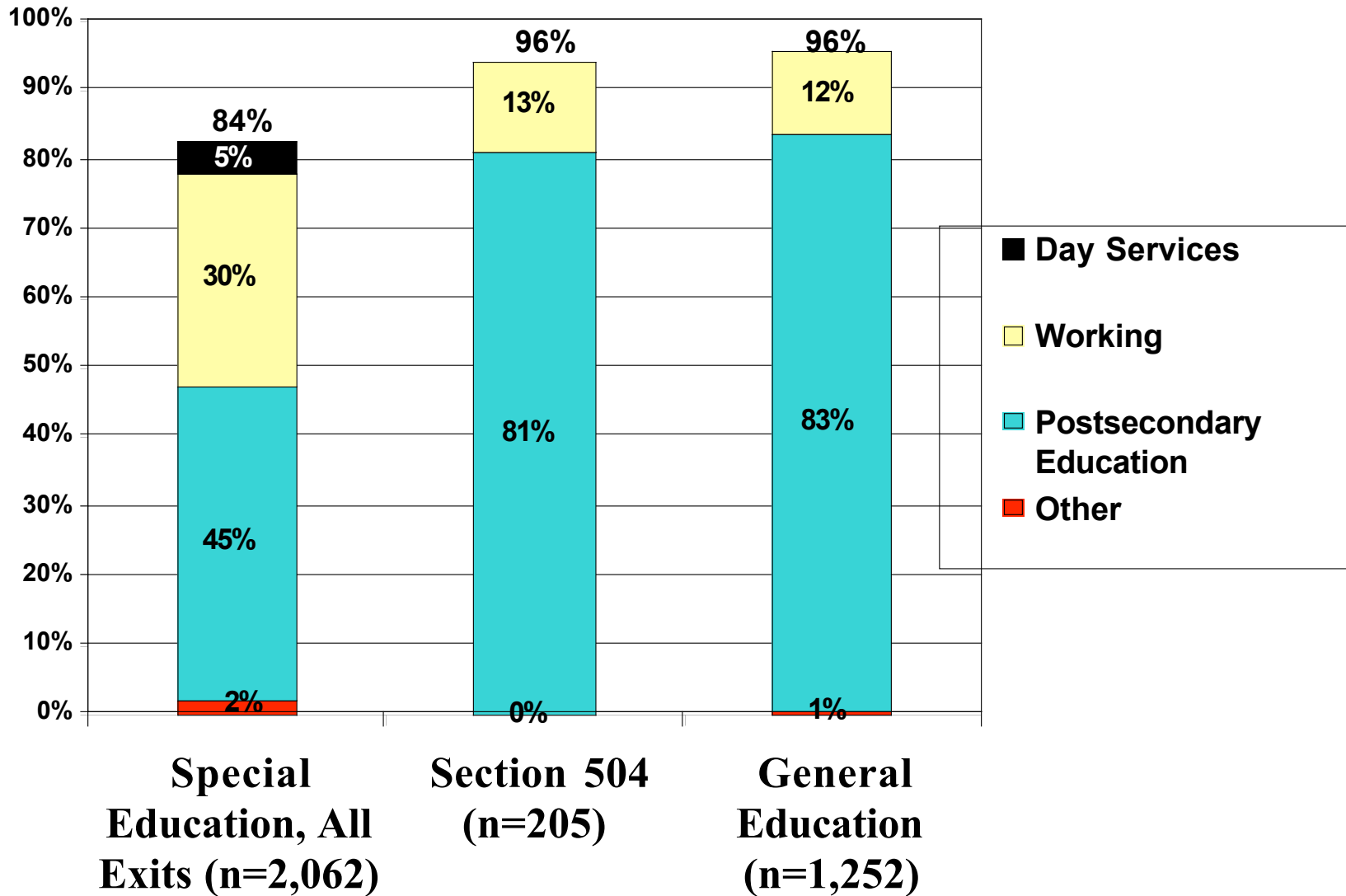
Additional data sources

- **PD-5 Reports**
 - All school districts will be able to report the post-school plans of all special education completers
- **VR Data System**
 - School Districts will be the referral source to VESID
 - Proportion of Youth in VR Caseloads
- **School Report Cards**
 - Increase Graduation – Reduce Drop Outs
 - Increase Participation in CTE Programs
- **Office of Higher Ed Reports**
 - Increasing Number of SWD completing AA & BA

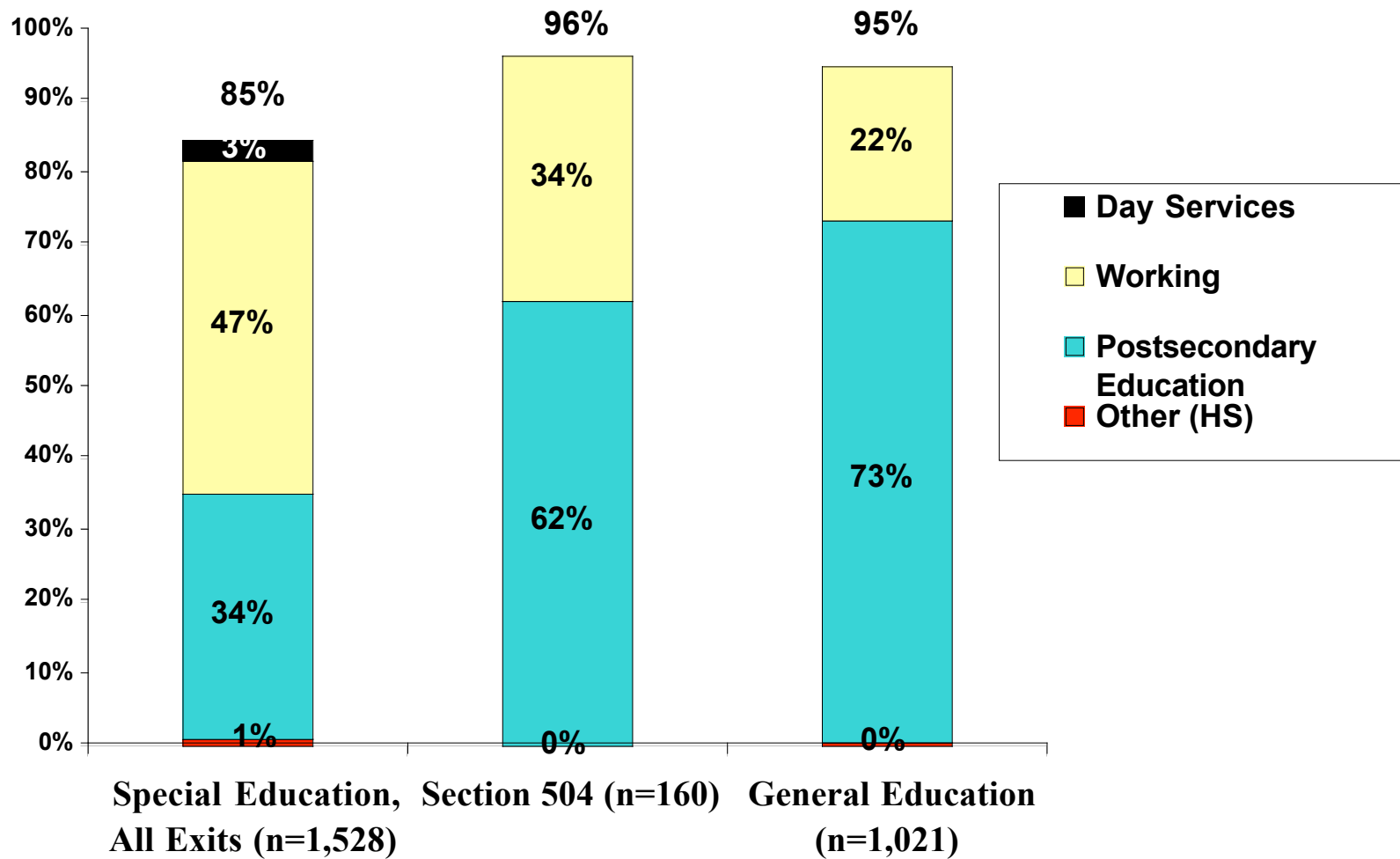
What have we discovered?

NYSPSI Interviews

NYSLPSI Class of 2001 Transition Gap by High School Exit Reason One Year Out Interviews, Preliminary Data 2/25/03

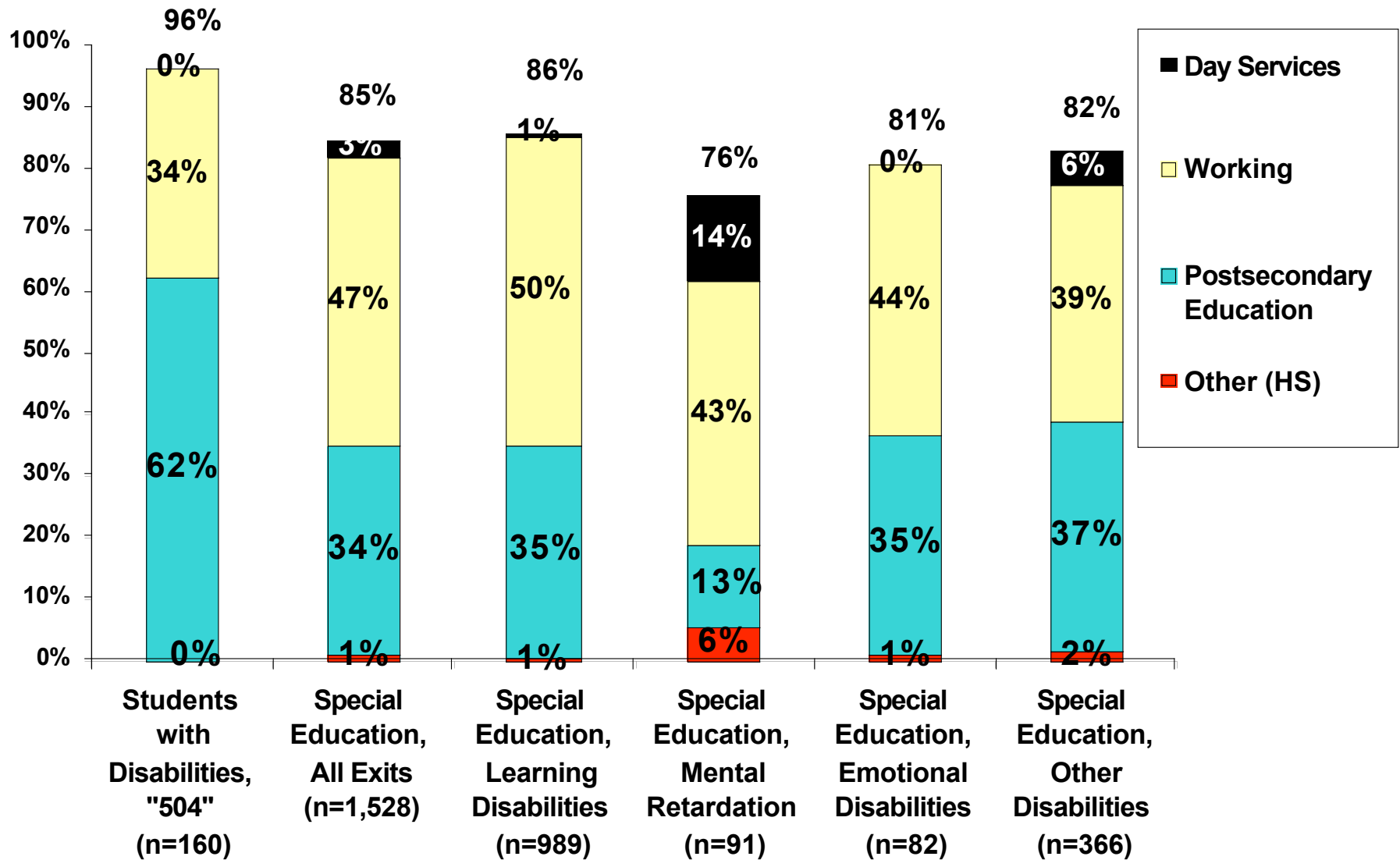


NYSLPSI Class of 2001 Transition Gap by High School Exit Reason Three Year Out Interviews, Preliminary Data 2/18/05



NYSLPSI Class of 2001 Transition Gap by Disability

Three Year Out Interviews, Preliminary Data 2/18/05



For More Information

Bob Shepherd

Statewide Coordinator

St. Lawrence-Lewis BOCES

Phone: 315-267-2718

Email: piar@potsdam.edu

J. Patrick Turbett

Principal Investigator

SUNY at Potsdam

Phone: 315-267-2567

Email: turbetjp@potsdam.edu

Doris Jamison

Manager, Special Education

Policy Implementation

NYSED VESID

Phone: 518-474-7566

Email: djamison@mail.nysed.gov

